


Which picture is different? Circle it.




Answer: 4


Find two things that have been added to the bottom picture. Circle them.



Draw lines connecting the pictures that match.









Big Bird is making a card.

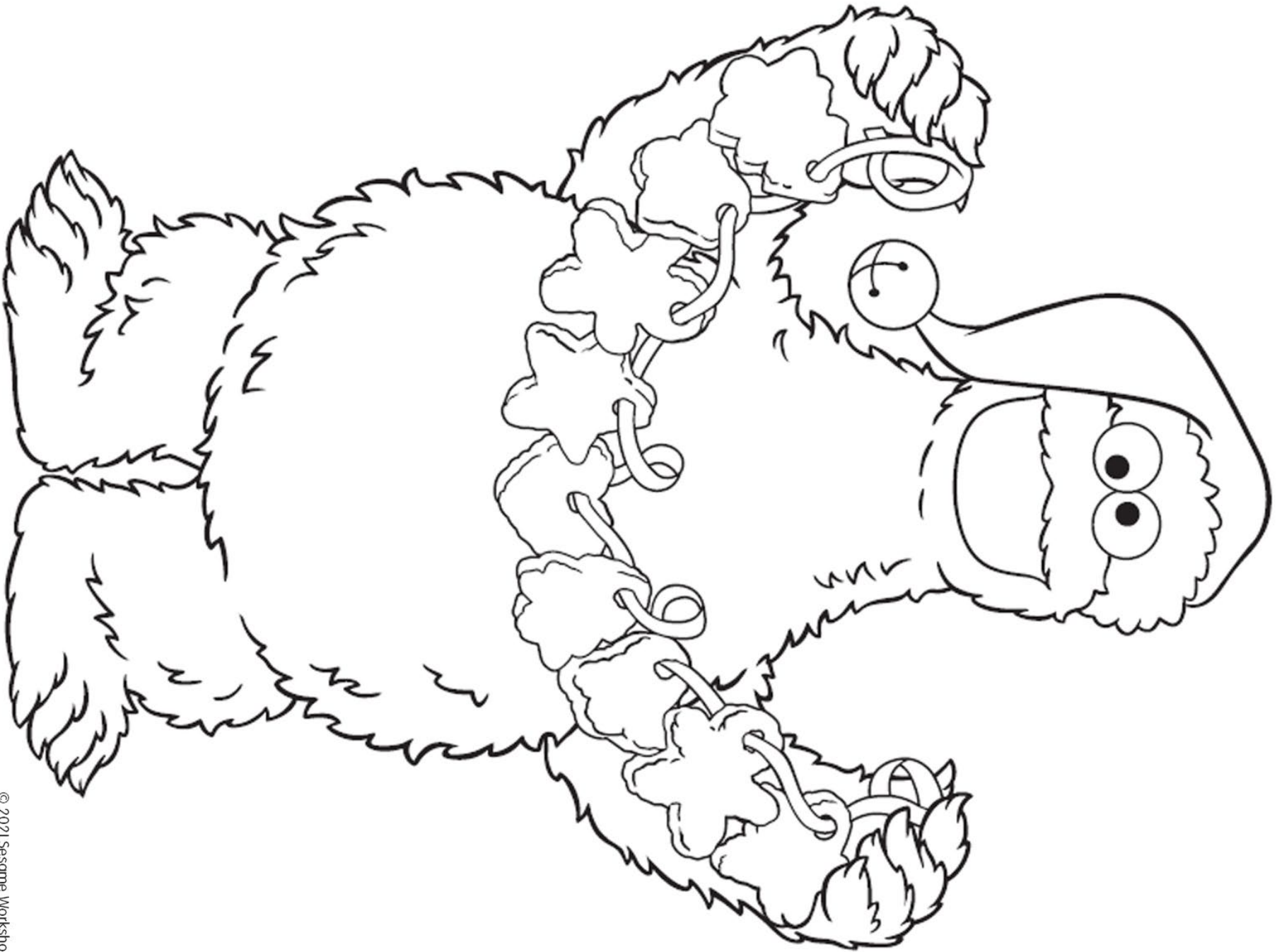



Draw a holiday card.















# Holiday Ornaments


**PARENT TIP:**

As your child hangs his ornaments, talk about all the things you are thankful for this holiday.





1. Color in all of your Sesame friends.
2. Adult: Cut along dotted lines and poke a hole above each face. Thread a string through each hole.
3. Hang up your ornaments as decorations!





Find three things that have been added to the picture below. Circle them.






# Merry Christmas



Visit us at [www.sesamestreet.org](http://www.sesamestreet.org)  
Sesame Workshop®, Sesame Street® and associated  
characters, trademarks and design elements  
©2010 Sesame Workshop. All rights reserved.

# Muppet Wall Decorations

Help your child find the stripes on each Sesame Street Friend,  
and together, say the colors of the stripes out loud.



**Bert Ornament**  
blue, green and orange

**Big Bird Candy Canes**  
orange and pink

**Ernie's Ornament**  
red, yellow, blue and white



# Season's Greetings



Visit us at [www.sesamestreet.org](http://www.sesamestreet.org)  
Sesame Workshop®, Sesame Street™ and associated  
characters, trademarks and design elements  
© 2010 Sesame Workshop. All rights reserved.